



# DAYTON Corvair



CHAPTER 454

CHRONICLE

MAY 2021

## MAY MEETING

The May meeting of the Dayton Corvair Club will be held at Marion's Piazza on North Dixie Dr. in Dayton. The date is Tuesday May 25th. The meeting time is our usual 6:30 PM. We have reserved the special room for



15-20 people. If too many people show up we may be seated in their main room instead. Look around for us if we are not in the special room. Marion's is located just west of the Wagner Ford Rd. exit of I-75. It is on the south bound side of North Dixie so from I-75 you need to take

a right at Dixie and then make a U -Turn to get to Marion's. Marion's address is 3443 North Dixie Dr. We will also have our May meeting at Marion's while they are preparing the pizza. Note that Keowee Street was closed recently at Monument Ave. It may still be closed. The detour to the east is long.

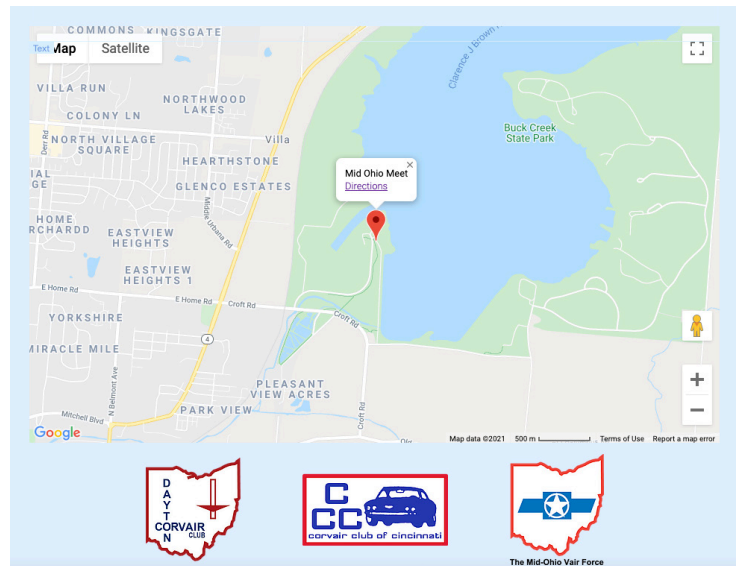
## MAY ACTIVITY

We have been attending a Dragon's baseball game as our May activity. Last year it was canceled by the Virus. The lasting effects of the virus have eliminated the regular seating this year and it was felt that we did not have sufficient time to gauge the club members interest in reserving one of the party rooms which requires a prepayment in the order of \$350 regardless of the number of tickets we needed. So we decided instead to have the pizza party that we canceled in March.

## MID OHIO MEET JUNE 12

The Columbus Vair Force is set to host the Mid Ohio Meet June 12th. They are inviting all Corvairs and enthusiasts to a cookout at C.J. Brown Reservoir in

Springfield. A real nice location if you have not been there. The exact location is Army Corp of Engineers which is on the southwest part of the lake. We will settle at Lakeview Picnic Shelter along side the lake.



If you go to the Dayton Corvair Club website ([www.daytoncorvairclub.wix.com/daytoncorvairclub](http://www.daytoncorvairclub.wix.com/daytoncorvairclub)), use this map. The interactive map can be found on the "Mid Ohio Meet" tab. Use your mobile device and it will show you the way from any place. Registration is \$10 per family and it begins at 10am. Bring a covered dish to share and table settings. The Columbus gang will be grilling hot dogs and brats. Lunch is at noon. There will be Car Display, dash plaques, People's Choice awards, 50/50 and prize raffle. Other activities are the valve cover race and fishing. If you have parts to sell bring them too. You can also call CRAIG SCOTT at 740-602-2694 for more info or help if you get lost.



## Corvair Society of America

Founded in 1969 by and for those who still appreciate the Corvair Automobile - [www.corvair.org](http://www.corvair.org).

To join visit [www.daytoncorvairclub.wix.com/daytoncorvairclub](http://www.daytoncorvairclub.wix.com/daytoncorvairclub) and select "Join".



### MARCH MEETING MINUTES

**Minutes:** Dayton Corvair Club, 4/25/2021, Club meeting, Noon

**Location:** Buffalo Jacks, 137 S. High St., Covington, Ohio 45318

**Attendees:** Members and guests attended the lunch meeting (Joe Dranschak, Verle McGillivray, Jim Stukenborg, Duane Baker, Mike Bayman, guest Arnie Thomas, Jim & Chris Schmidt, Larry Smith, Kevin Clark, Daryl Smith, guest Bryan Smith and guest Sean Smith). A few who attended the D&D Classic Tour could not stay for lunch. As usual, the D&D Classic tour was very enjoyable, interesting and educational. Our friend and tour guide Mike Ison was full of interesting facts and stories and everyone seemed to enjoy and appreciate the tour of the various buildings. We started close to 10:05AM and finished about 11:25AM. We told the staff at Buffalo Jacks we would be over about 11:45am, so we were a little early but they were ready for us. We had the room to ourselves so we spread out into several tables for comfort and it was easy to hear whoever wanted to share information about the tour or the meeting.

It was noted by Joe that we approved a motion via Email to make a \$50 donation to the Fisher House Foundation for the cruise-in D&D sponsors in May. Verle McGillivray was okay with chairing the meeting for our President Shawn. After the waitress took all our food orders, Verle called the meeting to order while the food was being prepared.

**Secretary Report:** Joe reviewed a few of the items in the minutes then asked that the minutes be accepted as posted in the April Newsletter. Motion made by Jim Stukenborg, seconded by Larry Smith and approved. Joe also asked that we officially approve the \$50 donation and Jennie will send the check to D&D Classic made out to the Fisher House Foundation. Motion made by Jim Stukenborg, seconded by Jim Schmidt and approved.

**Treasurer Report:** Jennie was not able to attend but Joe had copies of the report for the officers and Joe read the prepared report. The March 24, 2021 balance was \$2,122.93. We had membership income of \$12 for Paul Huelskamp, \$15 from Joe Dranschak, \$15 from Don Bigler and \$12 from Craig Smith; 50/50 of \$7 and a 50/50 donation of \$7 from Paul Huelskamp with \$.04 Interest for a total income of \$68.04. We had no expenses. So, the balance on April 24, 2021 was \$2,190.97. With no changes, a motion was made by Larry Smith, seconded by Kevin to accept the report and approved.

**Newsletter Report:** There was nothing new from Jim.



**Membership Report:** Paul was not present so we had no updates.

**Activities Report:** Kevin Clark informed us the Columbus Corvair Club will host the Mid Ohio Meet on June 12th and we will have information in the May newsletter. We had some discussion about the location of the event and Kevin will make sure he has current directions to the actual shelter area. We also discussed the possibility of attending a Dayton Dragons game. Joe provided some information and we also looked up some information on Google during the discussion. We want to try to schedule a game in May but that might be hard because of the short time for communication. Joe will get more information about availability and we will try to get an Email to members. Kevin said the May newsletter will be out a little early.

**Other Business:** Kevin Clark had our Club hats with him and did sell two to Larry Smith. We talked a little about the Wings & Wheels in Zanesville and about some other Fly-In airport activities. Joe mentioned we could do the Marions Pizza as an outing if we don't do the Dragons game.

**50/50:** The amount was \$20 and the raffle was for \$10 that Daryl Smith won and then he donated \$5 back to the Club Pizza fund.

Motion by Duane, seconded by Jim and approved to adjourn at 12:40PM so we could all eat. We ate and continued to visit for another hour.



### VICE-PRESIDENT STILL NEEDED

Didn't we run this before. Come on, someone hold up their hand and volunteer. Easiest job in the club.

### CLUB DUES RENEWAL

Paid your club dues yet? If not send the dues check to: Jenny Dranschak, 1328 Cornish Dr. Vandalia, OH 45377 \$12 for CORSA members, \$15 for non CORSA members. Make the check out to Dayton Corvair Club.



**HISTORY HAPPENS**

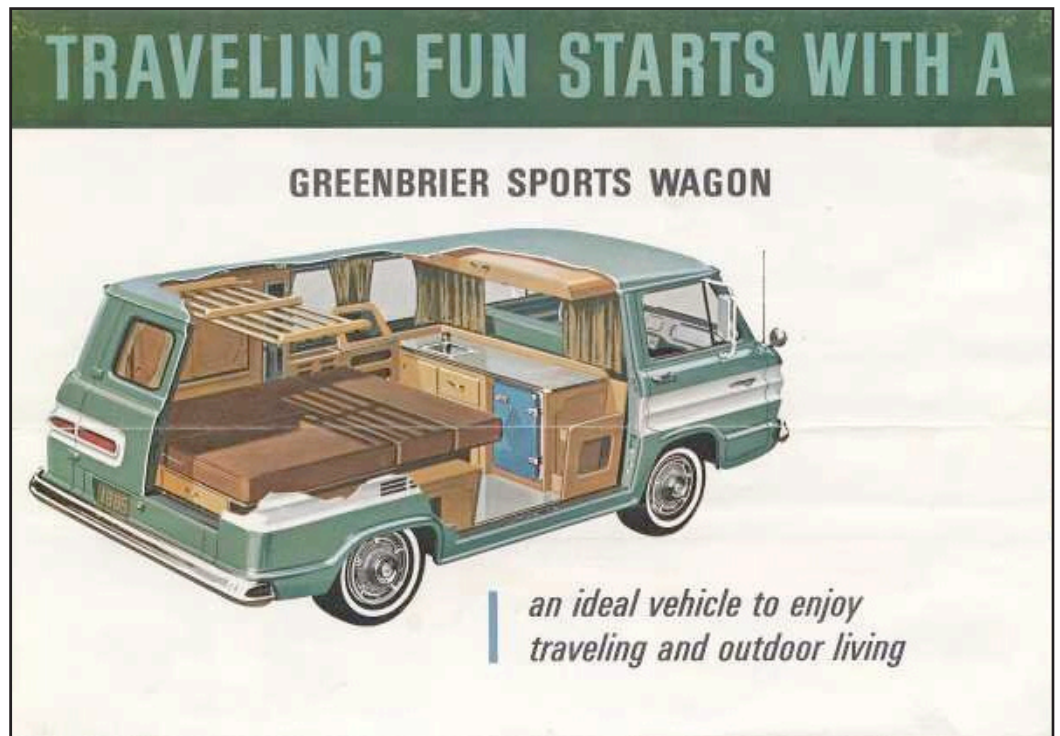
At our February, 2016 Club meeting we decided we would add a history article to our newsletter under the heading "History Happens." This article is Part one from the website "www.stresslesscamping.com." You can find a lot more than our condensed article at the website of Peggy and Tony Barthel. Part two will be Forward Control information from a website referenced by the Barthels website.

**THE CHEVROLET CORVAIR AS A CAMPER**

The Corvair also has a history in the world of camping. The vans and pickups, in the Corvair line from 1960-65, don't have as much notoriety but have a place in the world of RVs. A year after its introduction in 1960, the Corvair line grew appreciably from just a two-door and four-door sedan to include a wagon, a van and a pickup. The Wagon was called the Lakewood in it's inaugural year and the van was available as the Corvan, a cargo van, and the Greenbrier, a passenger van. The Pickups also had two variants, the Rampside which had a big ramp on the side and the Loadside, which did not.

Almost immediately companies jumped on the bandwagon to offer camper kits for the Corvan and Greenbrier and drop-in campers for the Rampside pickups. Chevrolet also offered camper kits the dealer could install in the Greenbrier van, which included a bed that covered the rear-mounted engine and various forms of a kitchen depending on the year. For '61,

they offered a dealer-installed camper kit for \$485 in their "Complete Guide to Custom Features for the Chevy Corvair Greenbrier Sports Wagon." The camper kit consisted of a sofa that stretched from behind the driver's seat back to the engine compartment along the long driver's side wall in the passenger area. This sofa could be converted into two single beds or a double bed with the help of a bolster cushion. Under-sofa drawers supplied storage space as did two cabinets over the rear wheels, one with provisions for hanging clothes and the other with shelves for food storage. The area over the engine was reserved for loose Coleman accessories such as a #5402-731 Picnic Stove, a 7 gallon Coleman Cooler, a 1 gallon Coleman drink jug and a kitchen counter with a silverware tray. Curtains were included for complete privacy, when camping, as well as many other custom features. There were also a shelter kit (like an awning), window screens, luggage rack, table and under-seat drawer.



For 1961-65, the car top sleeper accessory was 6 1/2 feet x 4 feet and 33" high, when extended. It featured a 1/4" plywood base that had enough room for either a 3/4 size double mattress or two 24" x 72" air mattresses, which could actually remain in place when the unit was folded down for driving. The unit was fastened to the roof via the drip rails and also suction cups and came with a folding ladder. ...Continued on next page



HISTORY HAPPENS...continued


From 1963-64, there was a revised dealer-installed kit from Chevrolet, which was \$595 but included a full-width kitchen counter behind the front bench seat. This large cabinet included a place for a seven-gallon Coleman Station Wagon icebox, a working sink, a silverware drawer and additional storage. There was also a skinny cabinet, which ran along the side of the van that provided hanging clothes storage along with sliding doors at the back for additional storage. Other manufacturers made camper kits for both the Corvan and Greenbrier along with drop-in campers for the Rampside. Interestingly the drop-in campers for the Rampside pickup generally had you take the big ramp off and used that space for a door into the camper but you don't see many of them nowadays.

Tony Barthel has been writing articles and blogs since 1996 with reviews of new cars, stories about old cars and the people who love them and finding the best car shows around for the Curbside car show calendar. He is also a YouTube creator of travel videos. Tony loves RVing and is the co-publisher of the StressLess Camping blog.

Credits: <https://www.stresslesscamping.com/blog/corvair?rq=corvair>

**CUSTOM CAMPER UNIT**

Complete with double bed, drapes, sink and ice refrigerator. Installed or removed from the vehicle quickly. With the addition of a stove and cooking utensils, a complete home on wheels.



**PART NO. 985654**



**CHOOSE THE EQUIPMENT THAT BEST MEETS YOUR NEEDS**



**GREENBRIER** equipped with a **CAMPER UNIT** and a **TOP SLEEPER UNIT**



**REGULAR GREENBRIER** with a **SHELTER UNIT** and a **POP-UP TENT**

**POP-UP TENT UNIT**

Sail boat 7.68 ounce drill cloth with fiberglass ribs and sewn in floor. Tent is 8 by 10 foot and 6 foot 4 inches high, complete with window and mosquito netting. Folds to neat package for traveling.



**PART NO. 985101**

**SLEEPER UNIT**

Waterproof olive drab canvas with collapsible metal frame supports and plywood base. A raised height of 6½ foot by 4 foot, 33 inches high with a two section ladder. Folds to neat streamlined appearance for traveling.



**PART NO. 985102**

**SHELTER UNIT**

Made of 10.10 ounce army duck complete with four aluminum poles, four steel stakes and rope tighteners. Ideal as protective covering over camping equipment and provides a shaded area for relaxing.



**PART NO. 985106**

**CUSTOM TABLE**


A large 2 foot by 4 foot table that converts the Greenbrier into a mobile office or recreation room. The table can be removed quickly and used out of the vehicle for picnics.



**PART NO. 985107**

**CUSTOM CAMPER UNIT**

A combination living room, bedroom and kitchen complete with drapes. Can be installed or removed quickly. A gas stove, water jug and cooler are included with the equipment.



**PART NO. 985103**

**DRAWER UNIT**

A 15 inch by 35 inch drawer, 7 inches high that fits under the intermediate seat and equipped with a sliding top to reduce dust. Ideal for small parcels. Used only with intermediate seat RPO 269.



**PART NO. 985105**

**CHILD BED**


A comfortable bed for a child that assembles quickly above the front seat of the Greenbrier sport wagon. An ideal addition to the camper unit allowing sleeping accommodations for two children. (One in full width front seat.)



**PART NO. 985359**

**CARGO NET**

A strong nylon netting that permits full use of the rear cargo space from the floor to the roof. Prevents cargo from shifting forward. Five adjustable straps permit easy and quick installation or removal.



**PART NO. 985104**

## D&D RESTORATION TOUR

Our April activity was our yearly tour of D & D Classic Restorations in Covington, Ohio. Our caravan to D & D from the Meijer's store consisted of one Corvair and 3 other cars. Greg Hanlin had his white Greenbriar out of winter storage and led the group to Covington.

As usual we had another interesting tour of the D & D led by our familiar tour guide Mike Ison. Mike stated that the shop now has 70 cars either being work on or maintained by a staff of 25 employees. They have 50,000 sq ft of building spaces. According to Mike, people restore their cars because of family remembrance, cars of their youth, unique cars and other reasons, but usually not for profit. Mike says that of the 70 cars only 2 are or will be worth more than the cost of restoration. It reminds the writer of the old joke about racing. "If one wants to end up with a small fortune in auto racing you start with a large fortune"

In addition to cars we saw three airplanes under restoration. It may seem odd at first hand that they had planes there, but they were there for metal work on the fuselages. Metal work is necessary for restoring old cars as some parts need to be fabricated by hand. We were able to see a performance of this type of work in person on a Yoder power hammer while we were there. The planes get aluminum work while most, but not all, cars are done in steel. This type of work is a learned skill. The planes get a special aluminum that is hard and springy and is more difficult to form.

*...continue on next page*



**D&D RESTORATION TOUR...continued**

Examples of the cars, planes, and engines that were there included: 1936 Holden (a 1936 right hand Chevy sent to Australia in a crate, assembled there, and had a Holden badge attached to it), 63 Ford Galaxie 500 convertible, 69 Camaro Pace Car front frame, 63 red split window Corvette coupe (to get running), Lincoln Zepher V-12 (they examined 3 blocks to get a good one for this car), 41 Ford light green sedan, 32 Ford coupe (for a modern Chevy LS engine), 1931 red/gray Pierce Arrow, a 1924 wire loom machine that can color duplicate old vehicle electrical wiring.

In the next building we saw a black 1941 Packard Le Baron, 1928 Rolls Royce Phantom 1, 1938 Austrian Styre 220 (one of two remaining out of only six made), 1959 Osca, a DeTomaso body (a pre Ford Pantera prototype), another Rolls Royce with a special body, 1930's Auburn, 1936 Plymouth, Valle Lunga DeTomaso mid engine poster car. 2008 Bullet Mustang (named after the earlier Mustang Steve McQueen drove in the famous movie car chase), 1928 Isoto Fraschini that is maintained at D & D (it has been there for years and was originally driven by movie star Margarita Clark).

In the next building, the body shop, we saw a 1969 Chevelle coupe, 1919 Detroit Electric steered by levers, 1940 Lincoln Continental coupe, 1956 Corvette with a dual quad engine, 1930 Graham sedan, 1966 Ford Mustang coupe, a boat tail Auburn roadster, 1935 Bentley, Yoder power hammer and an English wheel, and three airplanes including a Lockheed Altair, 1930's Aero Commander, and a home built plane to be finished.

After the D & D tour we headed over to Buffalo Jack's for lunch in their group room having to negotiate some downtown road construction to get there.



16th Annual  
**D & D Classic  
Restoration Car Show**

May 15, 2021

Registration is \$20 day of the show 10 am to 2 pm



1967 De Tomaso Vallelunga made in Modena Italy.  
Body designed by Carrazzzeria Fissore. Production body by Ghia.



Come help us support our Veterans.  
All proceeds are donated to the Fisher  
House Foundation for wounded  
soldiers and their Families.

Phone 937-473-2229

D&D Classic Restoration 2300 Mote Drive, Covington, OH 45318

**FOR SALE**

I have for sale some sheet metal that I don't need any more. It is a floor pan from a 1967 coupe. I got this from Dave Motohead. Mojave desert metal, no rust. Both pieces \$300.00 Floor pan only is \$250.00.  
 Duane Baker - bakerdoh@gmail.com - Urbana, OH



**CLUB CAPS AVAILABLE**

There are six club caps remaining to be sold. They are \$20 each and get yours while they last. See Kevin at any club meeting or email him at [daytoncorvairclub@gmail.com](mailto:daytoncorvairclub@gmail.com).



**1964 CHEVROLET CORVAIR MONZA CONVERTIBLE FOR SALE**

Automatic power glide transmission, excellent body and paint. Nice white top with new top boot. Wire wheel spinner hub caps. New steering gearbox, new wheel cylinders and brakes. Newer tires. Runs great, would drive anywhere. The car has been in my family for 25 years. My father passed 3 years ago, and I just don't drive it enough. I want a Corvair enthusiast to enjoy this car. 72,500 original miles \$9500.00  
 Randy Kuntz / 937-307-1918 / [Rkuntz135@yahoo.com](mailto:Rkuntz135@yahoo.com) / Wilmington, OH

**FOR SALE**

1965 Corvair 140 HP heads, complete, in good condition, \$250; CORSA dash, complete, in good condition \$75.  
 Jim Stukenborg 937-429-2291, leave message.  
 Beavercreek, OH

**TECH TIPS**

*Tech Tips are to be used as a guide only. No guarantee is implied that the tech tips will work correctly, nor does the Dayton Corvair Club, the editor, or the author assume any liability.*

**RUSTY METAL ON THE CORVAIR WINDSHIELD CHANNEL**

Late model Corvairs are notorious for rust in the windshield channel at the bottom of the windshield. Clark's sells a repair part to fix this problem. A poster on Corvair Center says that the part does not fit that well, but with a little messaging, a little heat, and a little hammering the part can be made to fit well. Clark's says that this is a difficult part to install and is 2" short on the ends because the stock part is part of the fenders. This is Clark's part number C 641XR. Cost is \$159.55. Probably welded on.

**DIFFERENTIAL AND AXLE FLUID LEVEL**

According to several knowledgeable posters on Corvair Center the ideal level is about 1/2 inch below the fill holes on the transmission and also on the axle. Another poster says the easy way to measure the 1/2 inch is to stick your finger in the hole to the first knuckle, bend your finger down to the lube and the ideal level will just touch your finger tip. Most people fill until it just runs out of the fill hole.





**FLY-IN/DRIVE-IN AIRPLANE & CAR SHOW ✈ PARR AIRPORT (42i)**

We invite you to share in our 50 years of success as we celebrate the past and look forward to the future on:

**SATURDAY, AUGUST 14, 2021**

1200 Fairview Road  
Zanesville, Ohio 43701

For more information or questions about the event, please call  
740-683-7498



**CORVAIR CLUB TENTATIVE CALENDAR OF MEETINGS AND ACTIVITIES**

TBD	Dayton Dragons Game - 26 tickets if we reserve a party room
5/25/21	Club monthly meeting - Tuesday at 6:30pm - Marion's Piazza on Dixie Hwy
6/12/21	Mid-Ohio Meet - Army Corp of Engineers at CJ Brown Reservoir in Springfield. Use map on DCC website
6/22/21	Club monthly meeting - Tuesday at 6:30pm - Vandalia Justice Center
7/27/21	Club monthly meeting - Tuesday at 6:30pm - Vandalia Justice Center
8/14/21	Wings and Wheels at Parr Airport (42i) - 1200 Fairview Rd Zanesville 43701 - (740) 683-7498 for info
8/??/21	Event TBD
9/??/21	Vair Affair, Tech Session at Shawn & Gary Funkhouser Barn (Club Meeting?)
9/28/21	Maybe Club monthly meeting - Tuesday at 6:30pm - Vandalia Justice Center
10/??/21	Event TBD
10/26/21	Club meeting at Marion's Piazza - Tuesday at 6:00 or 6:30pm - N Dixie Drive
11/??/21	Event TBD
11/23/21	Club monthly meeting - Tuesday at 6:30pm - Vandalia Justice Center
12/11/21	Club Christmas Dinner and Meeting - Saturday at 4:30pm - Location TBD

**LET'S GO CRUISE-IN' AND OTHER ACTIVITIES**

Now thru Sep 25	<b>Saturday Night Kettering Cruise-In.</b> 5pm to dark. Dorothy Lane and Woodman Drive.
Now thru Oct 29	<b>Rip Rap Roadhouse Cruise-In.</b> Every Friday Night. 6024 Rip Rap Rd. 5pm to dark.
Now thru Sep 24	<b>Beavercreek Friday Night Cruise.</b> Every Friday 4-8pm Vineyard Church 4051 Indian Ripple Dr.
Now thru Sep 27	<b>Monday Night Cruise-In.</b> Every Monday 5-9pm New Carlisle Rt 235 (National Bank)
Now thru Oct 9	<b>Cars and Coffee.</b> Every Saturday 9-Noon COhatch South Fountain Ave. Springfield
May 22	<b>Agape Family Worship Center Car Show.</b> 4-8pm 4111 Mapleview Dr Beavercreek \$10
May 22	<b>4th Annual Cruisin' for Hope.</b> Car bike truck & vendors 10-3pm Buckminn's D&D Harley Davidson 1213 Cincinnati Dr. Xenia \$10/vehicle \$20/vendor
May 29	<b>Cruising Around Dayton-2021 Drive-In Cruise.</b> 5:30-10pm Start at Payne Recreation Ctr 3800 Main St Moraine and driving to Dixie Twins Drive-In on N Dixie. Cruise leave Moraine 6:25



**Directions to the club meeting at:**

**Vandalia Justice Center -**

Coming from the east the Justice Center is just down the side road from the Wendy's restaurant that is located on Rt-40 just west of the Vandalia exit from I-70. This side road at Wendy's is James Bohanan Dr. The street address of the justice center is 245 Bohanan Dr. From the west turn left at the BP station turn right on J.E. Bohanan Dr. The Justice Center door is on the east side of the building. Go in the side door and through the door to the dispatch center. The meeting room is to the left past the dispatcher. A public parking lot is available at the corner of James E. Bohanon Dr. and Maple St. behind the bank and some street parking is available. Note: The room is on the west side of the building. If some of the club members are already there you may be able to enter through the side door to the room. They can let you in or may have the door blocked open.

**Vandalia Historical Society Meeting House/Shelter -**

It is only 2 minutes from the Justice Center. It is located at 336 East Alkaline Springs Road. From the Justice Center (or I-75) drive west on National Road to the Dixie Drive Highway intersection. Turn left (south) onto Dixie Drive and continue on Dixie to the stoplight at Elva Court then continue on Dixie to the next street on your left (just past the Vandalia-Butler High School), and turn left (east) onto East Alkaline Springs Road. You will see the City Art Park on your right and just past the park is a long wood picket fence in front of the Society property. Turn right into the driveway and drive back around the barn to the parking area and the Meeting House / Shelter. There are restrooms in the Meeting House if needed. It would be a good idea to bring your mask for that additional step of protection.

*We are on the web! To join the Dayton Corvair Club and CORSA visit:  
<http://daytoncorvairclub.wix.com/daytoncorvairclub>*



Send regular mail to:

**Jennie Dranschak  
1328 Cornish Drive  
Vandalia, OH 45377**


Email articles, pictures, ads to:  
**daytoncorvairclub@gmail.com**

**CLUB OFFICERS**

President	Shawn Funkhouser shawn.a.funkhouser@bwigroup.com
Vice President:	Steve Kianka November 5, 1932 - February 15, 2020 RIP
Secretary	Joe Dranschak 1328 Cornish Drive Vandalia, OH 45377 937-898-6689 jdrans01@aol.com
Treasurer	Jennie Dranschak 1328 Cornish Drive Vandalia, OH 45377 937-898-6689 heavenjld@aol.com
Activities	Kevin Clark 4801 Rean Meadows Dr. Kettering, OH 45440 daytoncorvairclub@gmail.com
Membership	Paul Huelskamp - 937-256-2785
Newsletter Editor:	Jim Stukenborg 2896 Rhett Dr. Beavercreek, OH 45434 937-429-2291 jlstuk@juno.com
Webmaster	Kevin Clark daytoncorvairclub@gmail.com

**New 2019-2025 Clark Catalog!**

(Order CAT-9 \$8)



**Check the new website!  
Many improvements with  
more coming by June.**

**Clark's Corvair Parts®**

400 Mohawk Trail, Shelburne Falls, MA 01370  
413-625-9776 • fax: 413-625-8498  
www.corvair.com • email: clarks@corvair.com



**GEM CITY CORVAIR REPAIR**

Shawn & Gary Funkhouser  
937-901-2153 / 937-751-2918  
gary.funkhouser@yahoo.com  
Centerville, Ohio